

# Data that leads to coaching moments

LeaderZone insights into User Metrics

Axonify has the comprehensive tools built-in to give leaders and managers critical insights about employee knowledge and behaviors, compliance, and participation in learning. User Metrics ensures managers can quickly identify who's falling behind, how and where to coach specific individuals to close knowledge gaps, improve on-the-job behaviors, and achieve business objectives.

User Metrics is designed to help time strapped managers:

- Quickly identify who's falling behind
- How and where to coach and celebrate
- Improve on-the-job behaviors
- Achieve business results

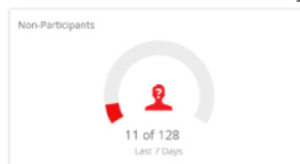


User Metrics is easy to fit into your work week and complements what you're already doing. Choose a few minutes at the beginning and towards the end of your work week to optimize your time.

1. **Learning Performance:** Check your team's learning performance in a glance with overall User Metrics. Aim to maintain green or blue indicators across the top three metrics – participation rate, participation frequency and knowledge. As well, ensure that your team is meeting or exceeding the company average.

## Participation Rate

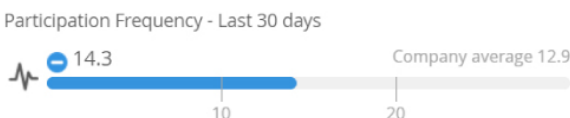
Get a view into how much of your team is logging in to Axonify.



Check the non-participant tile to take action and encourage participation.

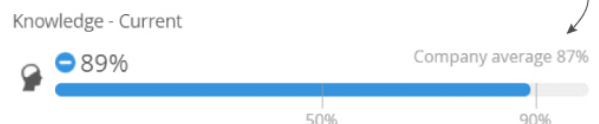
## Participation Frequency

See the number of times your team has participated in the last 30 Days



## Knowledge

Check the knowledge average across team members. Use this detail to proactively influence content or coaching for managers in the field.



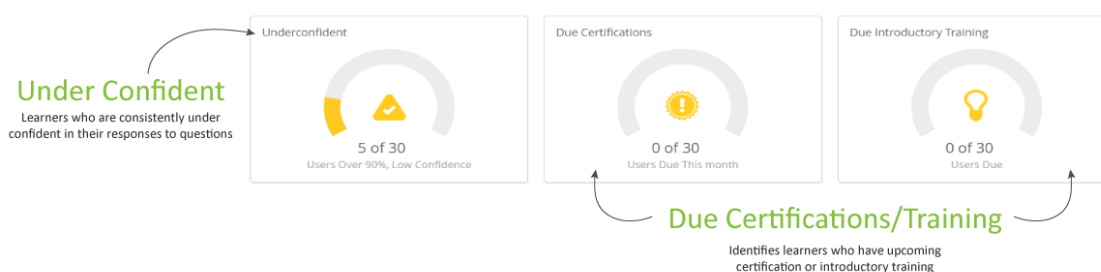
# LeaderZone insights into User Metrics

## 2. RED: Urgent or critical items requiring action

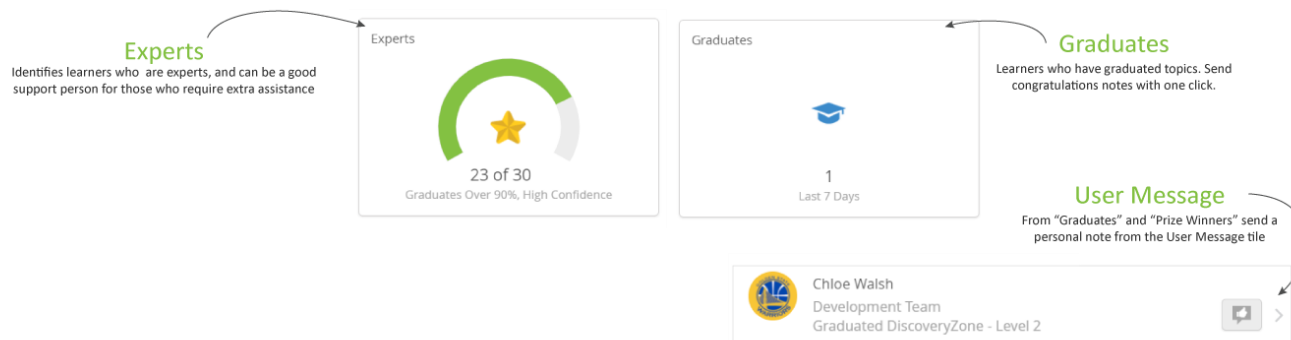


\*Click on any of the tiles to see lists of employees in each category. This allows for quick action on items you'd like to address.

## 3. YELLOW: Important items to help guide or advise action



## 4. GREEN: Positive items that are indicators of how your team is improving. Celebrate these successes with team members.



User Metrics in Axonify can help managers gain actionable insights into how their team members are performing in Axonify. User Metrics gives critical insights in just a few minutes, allowing you to:

1. Check learning performance
2. Action the reds
3. Monitor the yellows
4. Celebrate the greens